

A

LED wall pack



Features >>

- ◆ 100-277V UL/cUL driver & 100-240V meanwell driver
- ◆ ETL cETL DLC approved for 28W/36W/60W/90W
- ◆ Best quality with 5-Years Warranty
- ◆ Protective powder coating for lasting appearance
- ◆ IP65 rating for outdoor use
- ◆ Integrated thermal management system
- ◆ Bronze housing and Black housing is optional
- ◆ OEM: Metal Label of Logo available
- ◆ Working Temperature is -30°~+40°; Storage Temperature is -40°~+80°
- ◆ Material:Aluminum+Glass cover (Plastic cover is optional)



Support plate



photocell



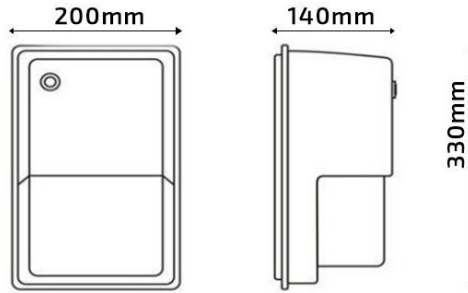
Reflector

Certification >>



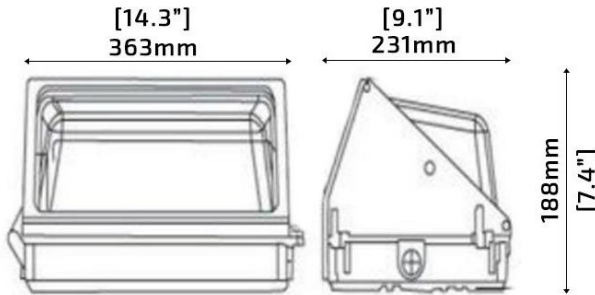
HC-WP-T5-28W

Watts	28W
Lumens	2520lumens
LED type	SMD5630
Beam Angle	140°
CRI	>80
Packing	weight:5kgs/pcs Size:365*250*210mm/carton



HC-WP-T6-36W

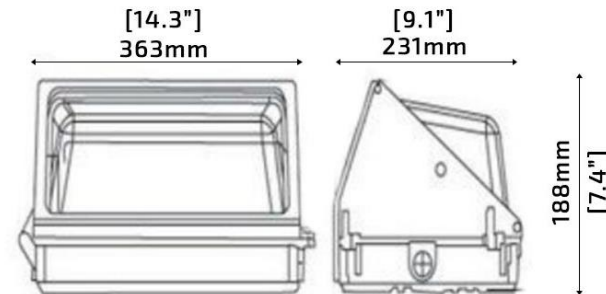
Watts	36W
Lumens	2520lumens
LED type	SMD5630
Beam Angle	140°
CRI	>80
Packing	weight:8kgs/pcs Size:405*290*255mm/carton



LED lighting facts	
Light Output (Lumens)	2363
Watts	34.1
Lumens per Watt (Efficacy)	69.3
Color Accuracy Color Rendering Index (CRI)	82
Light Color Correlated Color Temperature (CCT)	2779 (Warm White)
<small>All results are according to IESNA LM-79 2008. Approved Method for the Declaration and Photometric Testing of Solid State Lighting. The U.S. Department of Energy (DOE) verifies product test data and results. Visit www.lightingfacts.com for the Label Reference Guide. Registration Number: 29145-100291-1 (2/26/2015) Model Number: HC-WP-T6-36W-27 Type Luminaire: Area/Recessed</small>	

HC-WP-T6-60W

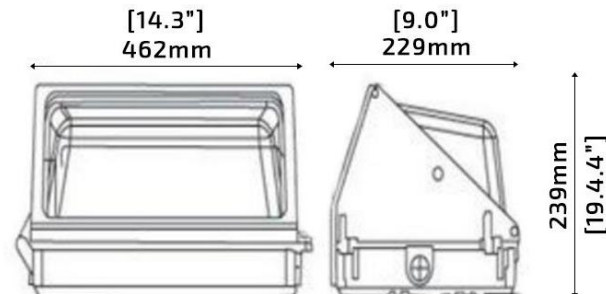
Watts	60W
Lumens	4200lumens
LED type	SMD5630
Beam Angle	140°
CRI	>80
Packing	weight:8kgs/pcs Size:405*290*255mm/carton



LED lighting facts	
Light Output (Lumens)	3598
Watts	48.9
Lumens per Watt (Efficacy)	71.74
Color Accuracy Color Rendering Index (CRI)	82
Light Color Correlated Color Temperature (CCT)	2765 (Warm White)
<small>All results are according to IESNA LM-79 2008. Approved Method for the Declaration and Photometric Testing of Solid State Lighting. The U.S. Department of Energy (DOE) verifies product test data and results. Visit www.lightingfacts.com for the Label Reference Guide. Registration Number: 29145-100291-1 (2/26/2015) Model Number: HC-WP-T6-60W-27 Type Luminaire: Area/Recessed</small>	

HC-WP-T6-90W

Watts	90W
Lumens	7500lumens
LED type	SMD5630
Beam Angle	140°
CRI	>80
Packing	Weight:12kgs/pcs Size:530*290*300mm/carton



LED lighting facts	
Light Output (Lumens)	7521
Watts	84.38
Lumens per Watt (Efficacy)	89.13
Color Accuracy Color Rendering Index (CRI)	82
Light Color Correlated Color Temperature (CCT)	2801 (Warm White)
<small>All results are according to IESNA LM-79 2008. Approved Method for the Declaration and Photometric Testing of Solid State Lighting. The U.S. Department of Energy (DOE) verifies product test data and results. Visit www.lightingfacts.com for the Label Reference Guide. Registration Number: 29145-100291-1 (2/26/2015) Model Number: HC-WP-T6-90W-27 Type Luminaire: Area/Recessed</small>	